

**ORIGINAL EQUIPMENT
LIMITED WARRANTY
AND TIRE CARE GUIDE**



**ORIGINAL EQUIPMENT
LIMITED WARRANTY AND TIRE CARE GUIDE**

MADE BY SUMITOMO RUBBER INDUSTRIES

Congratulations!

Your new vehicle is fitted with high performance and high quality
Falken tires.

In order to guarantee that you receive the best performance and quality from your new Falken tires, we recommend that you read and follow all of the maintenance and safety tips provided in this document. We also suggest that you have your Falken tires periodically inspected and maintained by a qualified tire service professional.

Contents

A) Tire Care and Recommendations.....	3
Proper Inflation and Fuel Economy.....	3
Tire Inflation Pressure.....	3
Checking your Tire's Air Pressure.....	4
Tire Pressure Monitoring System (TPMS).....	4
Rotation and Wear.....	4
Tire Replacement.....	5
Tire Repairs.....	5
Tire Mix Usage.....	5
Tire Speed Ratings.....	6
High Performance, Low Aspect Ratio Tires.....	6
Winter Tires.....	6
Storing Your Tires.....	7
Speed Limits.....	7
Tire Spinning.....	7
B) Limited Warranty.....	8
What is Covered and How Long.....	8
What is Not Covered by the Warranty.....	9
Possible Non Covered Reasons/Conditions.....	9
Owner's Obligations.....	10
Legal Rights.....	10
C) Understanding Your Tires.....	11
Tire Speed Symbols.....	11
Date of Manufacture.....	11
DOT Symbol and DOT Serial Code.....	12
Tire Sidewall Labeling.....	12
Max. Load and Inflation.....	13
Ply. Composition and Materials.....	13
Radial Marking.....	13
Uniform Tire Quality Grading System.....	14
D) Notes.....	15
E) Tire Maintenance Records.....	16
F) Tire Manufacture Contact Information.....	17

A) Tire Care and Recommendations

❖ PROPER INFLATION and FUEL ECONOMY

Ensure maximum performance and a long life from your tires by checking the air pressures at least once a month and set them to the vehicle manufacturer's recommended pressure(s) listed on the vehicle's tire placard or in your owner's manual. Always check and adjust your air pressure when your tires are cold, preferably first thing in the morning before driving. Never release air pressure from tires when they are hot. Wait until the tires cool down and recheck, adding air or releasing as required. Falken endorses the use of nitrogen in your tires because it helps your tires maintain optimal pressure for longer periods of time and reduces the amount of moisture inside of the tire and wheel assembly.

***Some plus size applications may require different air pressure(s) than what is listed on your vehicle's placard or owner's manual. In this case, please consult your tire dealer or Falken Tire for proper inflation pressure(s).**

❖ TIRE INFLATION PRESSURE

Tires need to be properly inflated to effectively operate and perform as intended. Tires carry the weight of the vehicle, passengers, and cargo as well as bear the forces of braking, accelerating, and turning. The vehicle manufacturer sets the inflation pressures for the original equipment tires that are on your vehicle.

Driving with improperly inflated tires is dangerous. An under inflated tire will generate excessive heat build-up that will cause damage to the internal structure and inner liner of the tire. Besides tire damage, improper tire inflation pressures can also affect your vehicle's ride and handling, tire tread wear, and fuel economy. It is recommended to always keep all of your tires, including the spare, at the vehicle manufacturer's recommended inflation pressures and be sure to check the air pressure monthly and before going on long road trips or carrying extra weight in your vehicle.

Your vehicle's tire placard and/or owner's manual will list the cold inflation pressure(s) for your vehicle's original equipment tires, including the spare. The placard can be found on the driver's side door or door jamb area. If you have questions about understanding your vehicle's tire placard, please refer to your owner's manual or ask a qualified tire service professional.

Example of what your tire placard looks like:

TIRE AND LOADING INFORMATION		
SEATING CAPACITY: TOTAL 5, FRONT 2, REAR 3		
The combined weight of occupants and cargo should never exceed XXX kg or XXX lbs.		
ORIGINAL TIRE SIZE	COLD TIRE INFLATION PRESSURE	
P195/70R14	FRONT	200kPa, 29PSI
	REAR	200kPa, 29PSI
COMPACT SPARE TIRE	COLD TIRE INFLATION PRESSURE	
T125/70D15	420kPa, 60PSI	
SEE OWNER'S MANUAL FOR ADDITIONAL INFORMATION		

❖ CHECKING YOUR TIRE'S AIR PRESSURE

Checking your air pressure at least once a month is vital to help your tires perform properly and help you get the best gas mileage possible. Tires can lose up to 7 kPa (1 psi) per month under normal conditions and lose up to 7 kPa (1 PSI) per every 9°C (16°F) drop in temperature. Here are some simple steps on how to check the air pressures in your tires:

- 1) Remove the valve stem cap.
- 2) Place the end of the tire gauge firmly against the tire's valve stem.
- 3) Read the current pressure displayed on the gauge that is currently in the tire.
- 4) Increase pressure at this time (*if needed*) and recheck with your tire gauge.
- 5) Replace the valve stem cap.
- 6) Repeat until all of your tires have been checked and adjusted accordingly.

❖ TIRE PRESSURE MONITORING SYSTEM (TPMS)

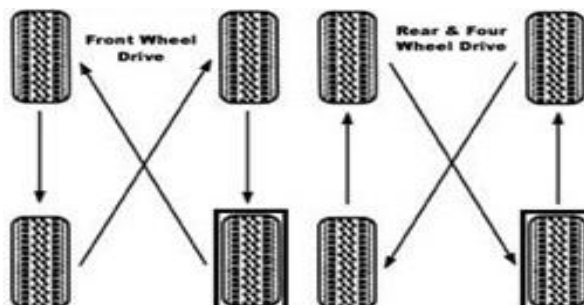


A tire pressure monitoring system (TPMS) is a safety system found in most vehicles manufactured after 2005. There are pressure sensing transmitters mounted inside of each tire that sends readings to the central computer (ECU) in your vehicle. The TPMS system will alert you when one or more of your tires are underinflated by 25% or more by turning on a warning light on your vehicle's dashboard or heads up display (HUD) screen. This means that one or more of your tires may have a low-pressure condition. Follow the instructions in your owner's manual.

❖ ROTATION and WEAR

Falken recommends rotating your tires at least every 8,000km (5,000 miles) and periodically inspecting your tires to make sure they are free of road hazards (such as nails, screws, large wood splinters, etc.) that might penetrate your tires causing them to lose air pressure and to ensure they are wearing evenly. Common irregular wear patterns are: misalignment wear, where the tire shows excessive outer or inner tread wear. Tire sidewalls should also be inspected for cuts, snags, bruises, and weather cracking. If any of these noted conditions are present during inspection, we recommend returning to your servicing tire dealer to be corrected to ensure long tire life. *****Never include a temporary spare tire in your rotation pattern*****

Rotation patterns based on what type of drive your vehicle is:



❖ TIRE REPLACEMENT

Falken recommends replacing your tires when the tread wears down to the wear bars at 1.6mm (2/32 of an inch), which are located across the tread in several locations around the tire. If only two tires are being replaced, the two new tires should always be installed on the rear of the vehicle to aid in preventing your vehicle from hydroplaning, even if your car is front wheel drive. It's always recommended to have your new tires balanced during installation, and alignment checked if the previous tires show and irregular wear. Tires that have been in use for 5 (five) years or more should continue to be inspected by a qualified tire specialist, at least annually. It is recommended that any tires 10 (ten) years old or older from the date of manufacture, including spare tires, be replaced with new tires as a precaution even if such tires appear serviceable and even if they have not reached the legal worn out limit at 1.6mm (2/32 of an inch).

❖ TIRE REPAIRS

In the event that you get a flat tire while driving, it is best to find a nearby, safe place to stop and install your spare tire or call a tow truck. The less distance that you drive on your low or flat tire, the better chances your tire has of being repairable. Once you are able to get to your local servicing tire dealer, have them dismount the tire from the rim and thoroughly inspect the inside of the tire. It is important to know the difference between a proper tire repair and an improper one because it can be critical to you and your vehicle's safety. An improper repair could pose a safety threat to you and your family and could also affect your tire's manufacturer warranty. Here are some tips in determining if your damaged tire can be properly repaired or not:

- Always have the tire removed from the wheel and inspected before any repair is performed.
- Tires with less than 1.6mm (2/32 of an inch) of tread should NOT be repaired.
- Never repair a tire with a puncture larger than 6mm (1/4 of an inch).
- Repairs should be limited to the tread area only.
- Repairs cannot overlap one another.
- A plug and patch or plug/patch combo should be used to effectively repair a tire puncture.
- If anything seems questionable at any time during the repair process, ask your service advisor for more details and/or call the tire manufacturer to make sure the tire's warranty isn't being voided.

❖ TIRE MIX USAGE



SAFETY WARNING

Never mix tires of different size or construction and/or type on any axle. (Except for temporary use as a spare tire.) Always refer to the vehicle's owner manual for proper tire fitments.

❖ TIRE SPEED RATINGS

Falken recommends replacing your tire(s) with the same speed rating as the original tires equipped on your vehicle.

It is okay to use a lower speed rated tire when using winter tires. However, speeds should be reduced to match the tires new "maximum" speed capability.

Any tire that is repaired, damaged, abused, altered from its original state or retreaded voids the speed rating on that particular tire and should be considered a non-speed rated tire.



SAFETY WARNING

Falken does not recommend the use of mixing different speed ratings on a vehicle. This can cause poor handling and unpredictable steering.

❖ HIGH PERFORMANCE, LOW ASPECT RATIO TIRES

Various new vehicles come equipped with high performance and/or low aspect ratio tires from the factory. These tires generally provide increased vehicle handling characteristics, but may also have engineering performance trade-offs related with their designs. Low aspect ratio tires have reduced sidewall heights and may be more vulnerable to damage from road hazards, potholes, and other objects, like curbs. Your vehicle's wheels are susceptible to these same dangers as well. Some vehicles may be originally equipped with high performance tires that are designed for warmer weather use reducing traction in colder, winter weather conditions. High performance tires also pose the possibility of wearing more quickly, giving a stiffer ride, and producing louder noise than standard all-season tires during operation. Refer to your vehicle owner's manual, tire information placard, or qualified tire service professional for more information about these kinds of tires.

❖ WINTER TIRES

Falken recommends all four tires be replaced when replacing your original equipment tires and installing winter tires for the winter months.



SAFETY WARNING

Never use just two winter tires. It could lead to adverse handling, loss of control, which could cause serious injury or death.

❖ STORING YOUR TIRES

When storing your tires for any extended period of time, be sure to thoroughly clean your tires with a tire brush, soap, and water to remove any dirt, salt, and brake dust from the tires. If you are storing your tires still mounted on the wheels, use a wheel brush and approved wheel cleaner to clean your wheels. Then dry the wheels and tires with a towel and allow them to fully dry. DO NOT apply any tire dressings while storing your tires. Tire compounds are made to resist weather cracking and ozone damage. Place each clean and dry tire in an airtight plastic bag and seal the bag with tape to help reduce oil evaporation. Store your tires out of direct sunlight and somewhere that is well shielded from the elements, like a climate-controlled room or dry basement. Storing the tires in a garage or shed usually exposes the tires to a wide range of temperatures as well as precipitation and humidity. Keep the tires away from sources that emit ozone like electric motors that use contact brushes, furnaces, sump pumps, etc. Although tires will still age regardless of how they are stored, these precautions will help slow the aging process and reduce the damage to your tires.

❖ SPEED LIMITS



SAFETY WARNING

Operating your vehicle in excess of the posted speed limit or the maximum speed allotted by driving conditions has the potential to be dangerous. Higher driving speeds create excessive heat buildup in a tire, leading to a possible tire failure.

❖ TIRE SPINNING



SAFETY WARNING

Spinning a tire to get a stuck vehicle out of mud, ice, snow, sand, or wet grass can be potentially dangerous. A spinning tire at a speedometer reading above 55 km/h (35 mph) can be capable of disintegrating a tire with explosive force. In some circumstances, a tire may be spinning at twice the speed displayed on the speedometer. This can cause serious injury or death to you, a passenger, or bystander. Never spin a tire above 55 km/h (35 mph).

B) Limited Warranty

This limited warranty applies to Falken brand Original Equipment Passenger Car, Temporary Spare, and Light Truck steel belted radial tires bearing the complete description and serial number required by the Department of Transportation (DOT). This warranty is effective only to tires for which claims are made within 5 (five) years of the date of production, based on the tire DOT serial number.

1. WHAT IS COVERED AND FOR HOW LONG

Falken tires that are originally equipped on this vehicle are warranted against any defects in the materials and workmanship for the usable life of the original tread. The limited warranty terminates at the flush appearance of the tread wear indicators at 1.6mm (2/32 of an inch) remaining tread depth.

A. Free Replacement

If a tire becomes unserviceable due to such defect within the first 1.6mm (2/32 of an inch) of tread wear, the tire will be replaced free of charge with the same or comparable Falken tire.

B. Prorated Replacement

After the first 1.6mm (2/32 of an inch) of wear, a prorated adjustment credit will be given based on the percentage of remaining usable tread depth, down to the remaining 1.6mm (2/32 of an inch) tread wear bar indicator. No credit is given if the tire is worn beyond the flush appearance of the tread wear bar indicator (less than 1.6mm (2/32 of an inch) tread depth remaining).

C. Out-of-Round / Out-of-Balance Replacement

Tires that are deemed to be out-of-round or out-of-balance will be accepted for adjustment during the first 0.8mm (1/32 of an inch) of the original tread depth and will be replaced free of charge with the same or similar Falken tires (no labor costs will be covered). A set of four (4) tires from the same vehicle will not be accepted for out-of-round or out-of-balance claims.

2. WHAT IS NOT COVERED BY THE WARRANTY

I.

- A. Tires that becomes unserviceable due to road hazard damages (cuts, snags, punctures, bruises, impact breaks, etc.) improper repair technique or materials, improper inflation, overload, irregular wear, wheel imbalance, defective mechanical vehicle components (brakes, suspension, wheels, etc.) improper suspension alignment, accident, fire, chemical damage, damage from chain use, racing, off-road use, run flat, improper installation, vandalism, or abuse.
- B. Tires branded “NA” or a tire in which the DOT numbering has been removed.
- C. Tires presented for a warranty claim by someone other than by the original purchaser, or tires that were transferred to another vehicle from the vehicle in which the tires were originally installed.
- D. Tires having a failure or failures caused by a previous damages or repairs.
- E. The cost of tire repair or retreading is not covered by this warranty and will be the sole responsibility of the tire owner.

II. Possible NON Covered Reasons/Conditions due to:

Chipping/Chunking/Tearing	Puncture
Corrosion/Wreck	Racing or any Competition
Fire	Repair Failure
Impact Break or Concussions	Road Hazards
Improper Inflation Pressure	Sidewall Cut or Damage
Improper Mounting/Dismount	Theft or Vandalism
Mechanical Defects of the Vehicle	Tread Cuts
Misalignment	Wheel Imbalance
Misapplication	Willful Abuse
Overloading	

3. OWNER’S OBLIGATIONS

At least monthly, the vehicle owner(s) should check the tires’ air pressure with a gauge and inflate to the recommended cold air pressure level listed on the driver’s door placard. Do not rely on car

servicers to perform the checks. The tires should be rotated at least every 8,000km (5,000 miles) or earlier if uneven wear is occurring, and proof of maintenance records should be kept. The owner(s) should have the tires rebalanced if vibration is experienced, and the vehicle's alignment should be checked if uneven or rapid wear is occurring, or when suggested by the vehicle's manufacturer.

All warranty claims must be presented to an authorized Falken dealer or participating car dealership. The owner(s) must present any supporting maintenance records and documentation necessary to help determine if the tire(s) in question are deemed covered by the limited warranty or not.

4. LEGAL RIGHTS

All implied warranties, including warranties of merchantability and fitness for a particular purpose shall be limited in duration to the above period. To the extent permitted by law, Falken Tire Corporation shall not be responsible for incidental or consequential damages, such as loss of use of the tire or the vehicle on which it is used, inconvenience, or commercial loss, some states do not allow limitations on how long an implied warranty lasts, or the exclusion or limitation of incidental or consequential damages, so the above limitations or exclusions may not apply to you. This warranty gives you specific legal rights and you may also have other rights, which vary from state to state. This is the only express warranty applicable to Falken brand tires and supersedes the terms of any previous warranty. Falken neither assumes nor authorizes anyone to make or assume for it any other warranty.

C) Understanding Your Tires

❖ TIRE SPEED SYMBOLS

Tires that are speed-rated are identified by the following letter symbols: Q, S, T, U, H, V, W, Y, (Y), or (ZR). The Speed Rating's Symbol can be found as a part of the tire size designation (ex: 215/65HR16) or after the load index immediately following the tire size designation (ex: 215/65R16 97H). The Speed Rating's Symbol indicates the maximum speed that a tire can handle when properly inflated and loaded.

Speed Symbol	Maximum Speed (KMH)	Maximum Speed (MPH)
Q	160	99
S	180	112
T	190	118
U	200	124
H	210	130
V	240	149
W	270	168
Y	300	186
(Y)	Above 300	Above 186
ZR**	Above 240	Above 149

NOTE: ** For tires with speed symbols W and Y, ZR may or may not also appear within the size designation. For tires with a maximum speed above 186 MPH a ZR must appear in the size designation.

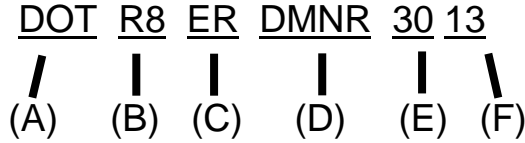
❖ DATE OF TIRE MANUFACTURE

The date that a tire was manufactured can be determined by examining the last 4 digits of the 12 digit DOT serial code, which is found on at least one sidewall of a tire. For tires that were produced after the year 2000, the last 4 digits of the serial code will identify the week and the year that the tire was manufactured. If the last 4 digits in the DOT serial code were to read "3013" it would mean that the tire was manufactured the 30th week of 2013. If you are uncertain, check with a qualified tire service professional to be sure.



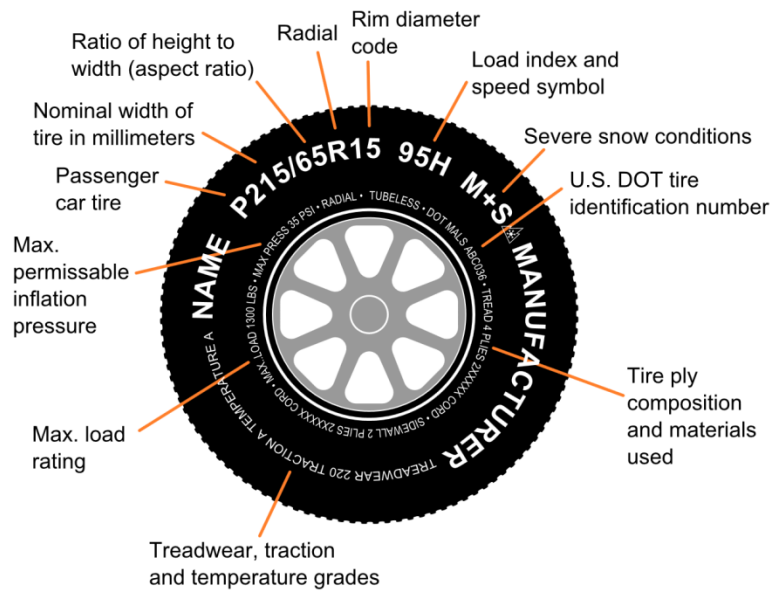
❖ DOT Symbol and DOT Serial Code

The “DOT” symbol claims that the tire conforms to all applicable US Department of Transportation motor vehicle safety standards for tires. The identification/serial number follows the “DOT” symbol. Here is an example of a DOT serial code:



- A) DOT Symbol
- B) Manufacturer Plant Code
- C) Tire Size Code
- D) Tire Manufacturer’s Code
- E) Week of Production (01-52)
- F) Year of Production (the last two digits of the year)

❖ TIRE SIDEWALL LABELING



❖ MAX LOAD AND INFLATION

The maximum load and inflation pressure is marked on the tire sidewall in English and metric units.

❖ PLY COMPOSITION AND MATERIALS

The number of plies and their generic composition of cord materials in the sidewall and tread areas can be found on at least one sidewall of a tire

❖ RADIAL MARKING

A radial ply tire will have the word “radial” marked on at least one sidewall. An “R” found in the tire size marking also refers to the tire being a radial ply tire.

❖ UNIFORM TIRE QUALITY GRADING SYSTEM (UTQG)

The Uniform Tire Quality Grading Standards (UTQG) were created to help you make an informed decision when purchasing passenger car tires by providing relative information about a tire's treadwear, traction, and temperature characteristics. Here is a breakdown of the different categories that the UTQG grades:

TREAD WEAR

The tread wear grade is a comparative rating based on the wear rate of the tire when tested under controlled conditions on a specified government test course. For example, a tire graded **150** would wear one and a half (1½) times as well on the government course as a tire graded **100**. The relative performance of tires depends upon the actual conditions of their use, however, and may depart significantly from the norm due to variations in driving habits, service practices, and differences in road characteristics and climate.

TRACTION

The traction grades, from highest to lowest, are **AA**, **A**, **B** and **C**. Those grades represent the tire's ability to stop on wet pavement as measured under controlled conditions on specific government test surfaces of asphalt and concrete. A tire marked **C** may have poor traction performance. **WARNING:** The traction grades assigned to this tire is based on straight ahead braking traction tests, and does not include acceleration, cornering, hydroplaning, or peak traction characteristics.

TEMPERATURE

The temperature grades are **A** (the highest), **B**, and **C**, representing the tire's resistance to the generation of heat and its ability to dissipate heat when tested under controlled conditions or on a specified indoor laboratory test wheel. Sustained high temperature can cause the material of the tire to degenerate and reduce in tire life, and excessive temperature can lead to sudden tire failure. The grade **C** corresponds to a level of performance which all passenger car tires must meet under the Federal Motor Vehicle Safety Standard No.109. Grades **B** and **A** represent higher levels of performance on the laboratory test wheel than minimum required by law. **WARNING:** The temperature grade for each tire is established for a tire that is properly inflated and not overloaded. Excessive speed, under-inflation, or excessive loading either separately or in combination, can cause heat buildup and possible tire failure.

E) Tire Maintenance Record

Front kPa (PSI) _____

Rear kPa (PSI) _____

Mileage	Date	Retailer	Inspection	Rotation	Balance	Alignment



F) Tire Manufacturer Contact Information

Country	Company	Address	Telephone Number
ARGENTINA	Geveco S.A.	Av. Triunvirato 3460, Capital Federal 1427, Buenos Aires, ARGENTINA	+54114 555 4050
AUSTRALIA	Sumitomo Rubber Australia Pty Ltd	32 Riverside Road, Chipping Norton, NSW. 2170, AUSTRALIA	+61 2 8774 2905
BAHRAIN	International Tire Centre	P.O. BOX 47036,Doha, QATAR	+974 40157001
BRAZIL	Sumitomo Rubber Do Brasil Ltda.	Rua Euripedes Garcez do Nascimento,523-Ahu, Curitiba Parana, CEP: 80540-280, BRAZIL	+55 41 3060 9250
CANADA	Sumitomo Rubber North America, Inc.	8656 Haven Avenue, Rancho Cucamonga, CA 91730, USA	+1 909 466 1116
CHILE	Neumaticos del Pacifico	Carlos Salas Herrera N°4165 Conchali, Santiago, CHILE	+562 734 4900
CHINA	Sumitomo Rubber (China), Ltd.	Riverside Industrial Park, Jiangsu Province Changshu Economic Development Zone, P.R. CHINA	+86 512 5269 0502
COLOMBIA	Com. De Llantas Unidas	Zona Franca del Pacífico, Carretera Yumbo - Aeropuerto Km. 6, COLUMBIA	+57 2 2802000
COSTA RICA	Fanast	Contiguo al parqueo de Hipermás, San Sebastian - P.O. Box 912-1000 San José, COSTA RICA	+506 2227 1111
ECUADOR	Sumitomo Corp. Del Ecuador	Av. Amazonas 4080 Y Naciones Unidas, Edif. Puerta Del Sol Torre A - Piso 7, ECUADOR	+593 22261751
EGYPT	BARAKAT BROTHERS COMPANY	6ST Toot Ankh Amoon, Samoha, Alexandria, EGYPT	+20 2 034205353
FRANCE	Falken Tyre Europe GmbH	Berliner Strasse 74-76, 63065 Offenbach, GERMANY	+49 69 247 5252 10
GERMANY	Falken Tyre Europe GmbH	Berliner Strasse 74-76, 63065 Offenbach, GERMANY	+49 69 247 5252 10
GREAT BRITAIN	Falken Tyre Europe GmbH	Berliner Strasse 74-76, 63065 Offenbach, GERMANY	+49 69 247 5252 10
IRAN	Nagina Marketing FZCO	P.O. BOX 2131, Dubai , UAE	+98 971 4 3327701
ISRAEL	Autoluxe Tires (Israel) LTD.	25 Hamelacha Street,Park Afeq,rRosh Haayin, 48091, ISRAEL	+972 3 9029696

F) Tire Manufacturer Contact Information

Country	Company	Address	Telephone Number
IRAQ	DIJLAT AL-KHAIR for General trading Ltd.	Khanaqa market(commercial center), 1st floor, flat No.2, Sulaymaniyah, IRAQ	+964 7901946744
ITALY	Falken Tyre Europe GmbH	Berliner Strasse 74-76, 63065 Offenbach, GERMANY	+49 69 247 5252 10
JAPAN	Sumitomo Rubber Industry, LTD	3-6-9 Wakinohama-cho, Chuo-ku, Kobe, Hyogo 651-0072, JAPAN	+81 78 265 5626
JORDAN	Jarash Trading Co.	P.O. BOX 621100, AMMAN 11162, JORDAN	+962 6 4637290
KUWAIT	Al Ghannam Tires Center CO. WLL	P.O. BOX 26191, SAFAT,13122, KUWAIT	+965 24830915
LEBANON	PROLAC	Halat Naher Ibrahim, Beirut, LEBANON	+961 9 478170
LIBYA	AL SUHOUL	PO Box 70786 Tripoli, LIBYA	+218 21 360 61 88
MEXICO	TBC de Mexico, S.A. d C.V.	Eje 114 No.150 Zona Industrial San Luis Potosi, S.L.P. C.P. 78395, MEXICO	+52 444 870 4000
MOROCCO	Pneumatique Ennor	DERB MOULAY CHRIF - N 176/178 - BD, IBNOU EL OUANAN - HAY MOHAMMADI, CASABLANCA, MOROCCO	+212 522628303
NEW ZEALAND	O.T.R. International (NZ) Ltd	415 East Tamaki Road, PO Box 51110 Pakuranga, Auckland, NEW ZEALAND	+64 09 272 1830
OMAN	Oman Gulf Enterprises	P.O. BOX 421, POSTAL CODE : 118, Al Hamriya, SULTANATE Of OMAN	+968 24787815
PERU	Lima Caucho S.A.	Carretera Central N 349 Km.1 Santa Anita, Lima 43, PERU	+51 1 317 0500
POLAND	Falken Tyre Europe GmbH	Berliner Strasse 74-76, 63065 Offenbach, GERMANY	+49 69 247 5252 10
QATAR	International Tire Centre	P.O. BOX 51,DOHA, QATAR	+974 40157001
SAUDI ARABIA	Al Howail Group	P.O. Box 7580, Damman 31472, SAUDI ARABIA	+966 3 8091796
SOUTH AFRICA	Stamford Tyres (Africa) (Pty) Ltd	8 Ferrule Avenue, Montague Gardens, 7441 Cape Town, SOUTH AFRICA	+27 21 790 1302
SPAIN	Falken Tyre Europe GmbH	Berliner Strasse 74-76, 63065 Offenbach, GERMANY	+49 69 247 5252 10
TURKEY	Abudulkadir Özcan Otomotiv Lastik San. Ve Tic A.Ş.	Kazım karabekir Cad. Özcan Plaza No:124, 06060 Dışkapı, Ankara, TURKEY	+90 0312 3093030
UAE	Wolfe Tyres Batteries and Accessories LLC	P. O. Box 325, AL Gurg Tower No:1, Baniyas Road, Deira Creek, Dubai- UAE	+971 4 3378731
UNITED STATES	Sumitomo Rubber North America, Inc.	8656 Haven Avenue, Rancho Cucamonga, CA 91730, USA	+1 909 466 1116
YEMEN	Bin Sharaf Tire Trading	Ring Road, Sana'a, REPUBLIC OF YEMEN	+967 1265300